

Axial Lead and Cartridge Fuses

Designed to IEC Standard

RoHS **Pb** **5 x 20 mm** Time Lag Fuse (Slo-Blo® Fuse) 215 Series



- Designed to International (IEC) Standards for use globally.
- Meets the IEC 60127-2, Sheet 5 specification for Time Lag Fuses.
- Available in Cartridge and Axial Lead Form.
- Available in ratings of .2 to 12 amperes.
- High breaking capacity.
- RoHS compliant and Pb-free version available, add XP suffix to standard catalog number


ELECTRICAL CHARACTERISTICS:

| % of Ampere Rating | Ampere Rating | Opening Time |
|--------------------|---------------|--|
| 150% | .1-6.3 | 60 minutes, Minimum |
| | 8-12 | 30 minutes, Minimum |
| 210% | .1-12 | 30 minutes, Maximum |
| 275% | .1-.8 | .25 sec., Min. ; 80 sec. Max. |
| | 1-12 | .75 sec., Min. ; 80 sec. Max. |
| 400% | .1-.8 | .05 sec., Min. ; 5 sec. Max. |
| | 1-3.15 | .095 sec., Min. ; 5 sec. Max. |
| | 4-6.3 | .150 sec., Min. ; 5 sec. Max. |
| 1000% | .1-.8 | .005 sec., Min. ; .15 sec., Max. |
| | 1-12 | .010 sec., Min. ; .15 sec., Max. |

INTERRUPTING RATING: 1500 amperes @ 250VAC, 0.7-0.8 power factor.

ORDERING INFORMATION: RoHS compliant and Pb-free version available, add XP suffix to standard catalog number

| Cartridge Catalog Number | Ampere Rating | Voltage Rating | Nominal Resistance Cold Ohms | Nominal Melting I ² t A ² Sec. |
|--------------------------|---------------|----------------|------------------------------|--|
| 215.200 | .200* | 250 | 1.750 | 0.37 |
| 215.250 | .250* | 250 | 1.170 | 0.56 |
| 215.315 | .315* | 250 | 0.873 | 1.08 |
| 215.400 | .400* | 250 | 0.560 | 1.45 |
| 215.500 | .500* | 250 | 1.080 | 0.34 |
| 215.630 | .630* | 250 | 0.660 | 0.56 |
| 215.800 | .800* | 250 | 0.436 | 0.954 |
| 215 001 | 1 | 250 | 0.110 | 1.05 |
| 215 1.25 | 1.25 | 250 | 0.085 | 2.05 |
| 215 01.6 | 1.6 | 250 | 0.0588 | 3.90 |
| 215 002 | 2 | 250 | 0.043 | 6.95 |
| 215 02.5 | 2.5 | 250 | 0.0312 | 10.65 |
| 215 3.15 | 3.15 | 250 | 0.0220 | 21.2 |
| 215 004 | 4 | 250 | 0.0163 | 38.7 |
| 215 005 | 5 | 250 | 0.0125 | 82.85 |
| 215 06.3 | 6.3 | 250 | 0.0099 | 132.5 |
| 215 008 | 8* | 250 | 0.0078 | 209.5 |
| 215 010 | 10* | 250 | 0.0060 | 360.5 |
| 215 012 | 12* | 250 | 0.0055 | 515.0 |



ENVIRONMENTAL SPECIFICATIONS:

Operating temperature: -55°C to 125°C

Thermal Shock: MIL-STD-202F Method 107G, Test Condition B: (5 cycles -65°C to +125°C)

Vibration: MIL-STD-202F Method 201A

Humidity: MIL-STD-202F Method 103B, Test Condition A. high relative humidity (95%) and elevated temperature (40°C) for 240 hours.

Salt Spray: MIL-STD-202F Method 101D, Test Condition B

PHYSICAL SPECIFICATIONS:

Material: Body: Ceramic
Cap: Nickel Plated Brass
Leads: Tin Plated Copper
Filler: Sand (500mA – 12A)

Terminal Strength: MIL-STD-202F Method 211A, Test Condition A

Solderability: Reference IEC 60127 Second Edition 2003-01 Annex A

Product Marking: Cap 1: current and voltage rating.
Cap 2: Agency approval markings.

Packaging: Available in Bulk (v=5, H=100, M=1000 pcs/pkg) or on Tape/Reel (MRET1=1000 pcs/reel).

Axial Lead and Cartridge Fuses

Designed to IEC Standard

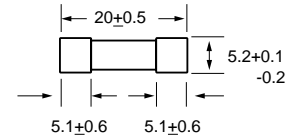
RoHS **Pb** **5 x 20 mm** Time Lag Fuse (Slo-Blo®) Fuse 215 Series



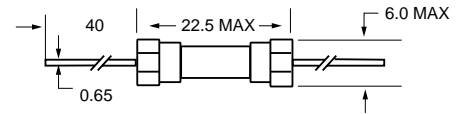
Agency Approvals

| Agency Approvals | | Ampere Range | |
|------------------|---|---|-------------------------------|
| | Certificate No. Cartridge NBK250702-E10480 A & C NBK250702-E10480 E Leaded | 1A – 5A 6.3A – 12A | |
| | Certificate No. NBK250702-E10480 B & D NBK250702-E10480 F | 1A – 5A 6.3A – 12A | |
| | | Certificate No. 2002010207007593 | 1A – 6.3A |
| | | Certificate No. SU05001-2011 SU05001-2012 Pending | 1A – 3.15A 4A – 10A 12A |
| | Recognised File No. E10480 Guide No. JDYX2 | 50mA – 12A | |
| | File No. 029862 Acc. Class No. LR1422-30 | | |
| | Licence No. KM41462 | 200mA – 6.3A | |
| | File No. 403906, 0212085, 0147100 | 200mA – 10A | |
| | | 200mA – 12A | |

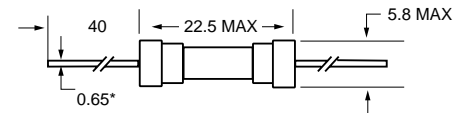
0215 000²



0215.200 XE¹
to
0215.800 XE¹



0215001.XE¹
to
0215012.XE¹



All dimensions in mm

Notes:

- * Ratings above 6.3A have 0.8 mm dia lead
- 1 For RoHS compliant parts replace XE with XEP
- 2 For RoHS compliant parts add suffix 'XP'

Average Time Current Curves

