



ELCO EUROPE (A DIVISION OF AVX LTD.) CONFIDENTIAL PROPRIETARY  
 THE DRAWING ON THIS PRINT AND INFORMATION THEREWITH ARE  
 PROPRIETARY TO ELCO EUROPE (A DIVISION OF AVX LTD.) AND  
 SHALL NOT BE USED OR DISCUSSED IN WHOLE OR IN PART  
 WITHOUT ELCO EUROPE'S WRITTEN CONSENT.

00 - 9 | 62 - 006 - XXX - XXX

PREFIX \_\_\_\_\_

SERIES \_\_\_\_\_

NUMBER OF CONTACTS  
 (SIM CONNECTOR) \_\_\_\_\_

SIM TYPE \_\_\_\_\_

CODE	SIM TYPE
50	SMT WITH SIM AND T-FLASH SLOTS AT 90°

CONTACT PLATING \_\_\_\_\_

CODE	CONTACT PLATING
1	GOLD PLATING OVER NICKEL

SIM HEIGHT \_\_\_\_\_

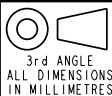
CODE	HEIGHT ON SIM CARD	HEIGHT OF CONNECTOR
150	1.50mm	2.70mm

ELCO EUROPE (A DIVISION OF AVX LTD.) CONFIDENTIAL PROPRIETARY  
 THE DRAWING ON THIS PRINT AND INFORMATION THEREWITH ARE  
 PROPRIETARY TO ELCO EUROPE (A DIVISION OF AVX LTD.) AND  
 SHALL NOT BE USED OR DISCLOSED IN WHOLE OR IN PART  
 WITHOUT ELCO EUROPE'S WRITTEN CONSENT.

ORDERING CODE

SHEET 1 OF 5

Release No.  
 History  
 102524



**ELCO**

© COPYRIGHT ELCO EUROPE  
 NOT TO BE DISCLOSED OR COPIED  
 WITHOUT WRITTEN PERMISSION

Drawn  
 N.C.H.

Size  
**CV**

Description  
 COMBINED SIM AND T-FLASH CONNECTOR

Part Number  
 00-9162-01\_500S

DATE  
 11-Oct-04

Issue  
**A**

A

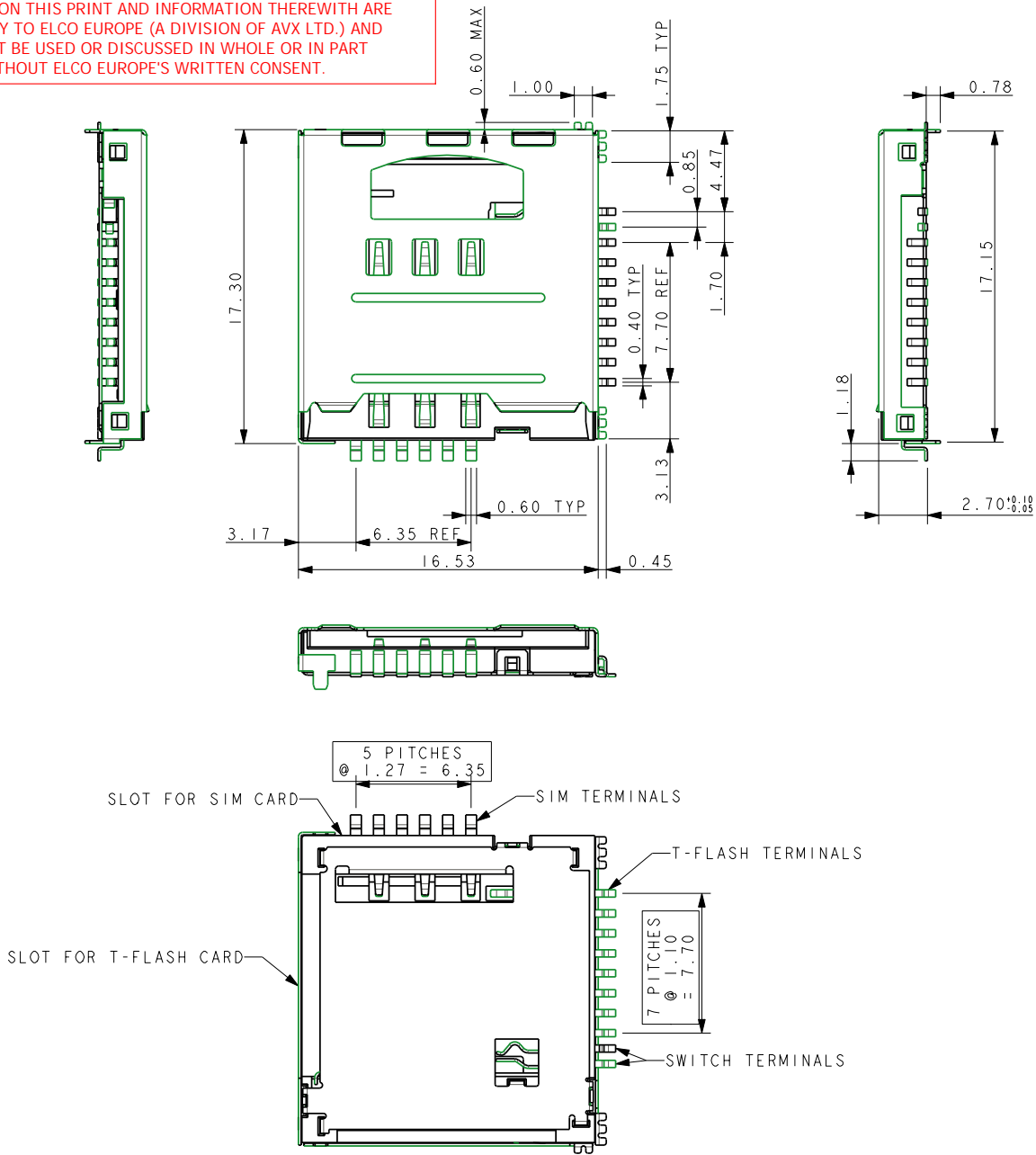
I

B

FORM-106-01-056-6 ISS-7

# CONNECTOR DETAILS

ELCO EUROPE (A DIVISION OF AVX LTD.) CONFIDENTIAL PROPRIETARY  
 THE DRAWING ON THIS PRINT AND INFORMATION THEREWITH ARE  
 PROPRIETARY TO ELCO EUROPE (A DIVISION OF AVX LTD.) AND  
 SHALL NOT BE USED OR DISCUSSED IN WHOLE OR IN PART  
 WITHOUT ELCO EUROPE'S WRITTEN CONSENT.



- NOTES :-
- CONNECTOR CONTAINS SLOTS AT RIGHT ANGLES FOR A SIM CARD AND T FLASH CARD, SEE SHEET 4 FOR FURTHER DETAILS.
  - 6 WAY SIM CONNECTOR.
  - T-FLASH CONNECTOR HAS SWITCH AND LATCH.
  - DIMENSION SHOWN ARE REFERENCE DIMENSIONS.
  - MATERIALS :-  
 CONTACTS :- GOLD PLATED BERYLLIUM COPPER.  
 INSULATOR :- LCP, UL94 V-0, COLOUR BLACK.  
 SHELL :- NICKEL PLATED STAINLESS STEEL.  
 OTHER PARTS :- STAINLESS STEEL.
  - FURTHER DETAILS, REFER TO ELCO SPEC 201-01-113.

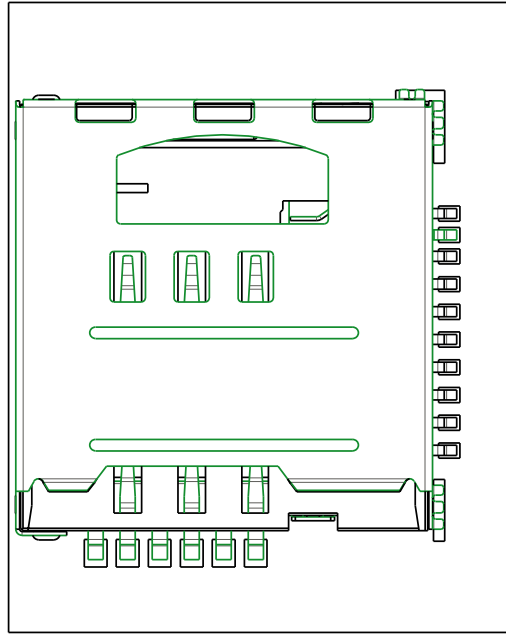


ELCO EUROPE (A DIVISION OF AVX LTD.) CONFIDENTIAL PROPRIETARY  
 THE DRAWING ON THIS PRINT AND INFORMATION THEREWITH ARE  
 PROPRIETARY TO ELCO EUROPE (A DIVISION OF AVX LTD.) AND  
 SHALL NOT BE USED OR DISCUSSED IN WHOLE OR IN PART  
 WITHOUT ELCO EUROPE'S WRITTEN CONSENT.

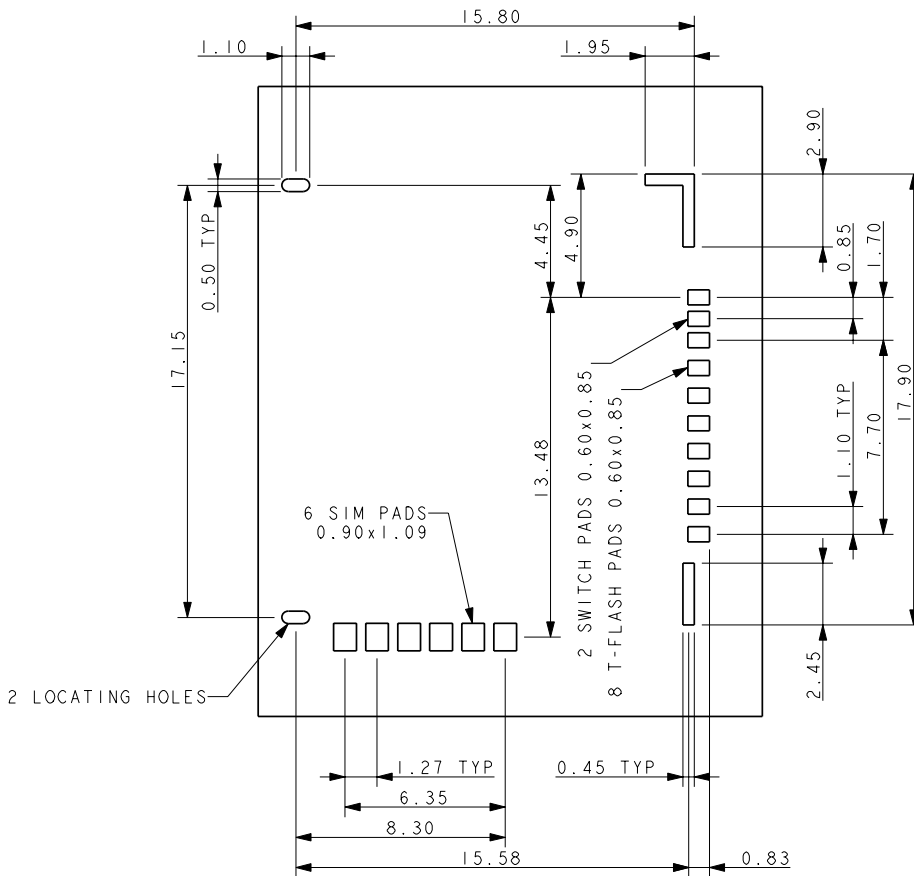
CONNECTOR DETAILS  
 SHEET 2 OF 5

FORM-106-01-056-6 ISS 7 Release No. History 102524	<p>3rd ANGLE ALL DIMENSIONS IN MILLIMETRES</p>	<p>© COPYRIGHT ELCO EUROPE NOT TO BE DISCLOSED OR COPIED WITHOUT WRITTEN PERMISSION</p>	Drawn N.C.H.	Description COMBINED SIM AND T-FLASH CONNECTOR	DATE 18-Jan-08
			Size CV	Part Number 00-9162-01_500S	Issue A

**SUGGESTED PCB LAYOUT**



**CONNECTOR ON PCB**



**PCB**



**RoHS  
COMPLIANT**

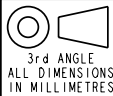
ELCO EUROPE (A DIVISION OF AVX LTD.) CONFIDENTIAL PROPRIETARY  
THE DRAWING ON THIS PRINT AND INFORMATION THEREWITH ARE  
PROPRIETARY TO ELCO EUROPE (A DIVISION OF AVX LTD.) AND  
SHALL NOT BE USED OR DISCUSSED IN WHOLE OR IN PART  
WITHOUT ELCO EUROPE'S WRITTEN CONSENT.

ELCO EUROPE (A DIVISION OF AVX LTD.) CONFIDENTIAL PROPRIETARY  
THE DRAWING ON THIS PRINT AND INFORMATION THEREWITH ARE  
PROPRIETARY TO ELCO EUROPE (A DIVISION OF AVX LTD.) AND  
SHALL NOT BE USED OR DISCUSSED IN WHOLE OR IN PART  
WITHOUT ELCO EUROPE'S WRITTEN CONSENT.

SUGGESTED PCB LAYOUT

SHEET 3 OF 5

TOLERANCE  
±0.05



**ELCO**

© COPYRIGHT ELCO EUROPE  
NOT TO BE DISCLOSED OR COPIED  
WITHOUT WRITTEN PERMISSION

Drawn  
N.C.H.

Size  
CV

DESCRIPTION  
COMBINED SIM AND T-FLASH CONNECTOR

Part Number  
00-9162-01\_500S

DATE  
16-Jan-08

Issue  
A

FORM-106-01-056-6 ISS 7

Release No.  
History  
102524

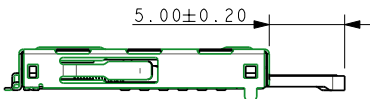
A

I

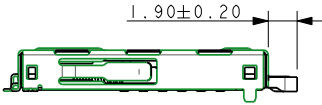
B

**PCB SPACE USED BY CONNECTOR**

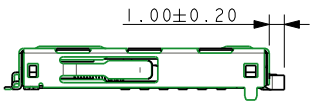
**CARDS FULLY INSERTED**



T-FLASH CARD - UNLOCK

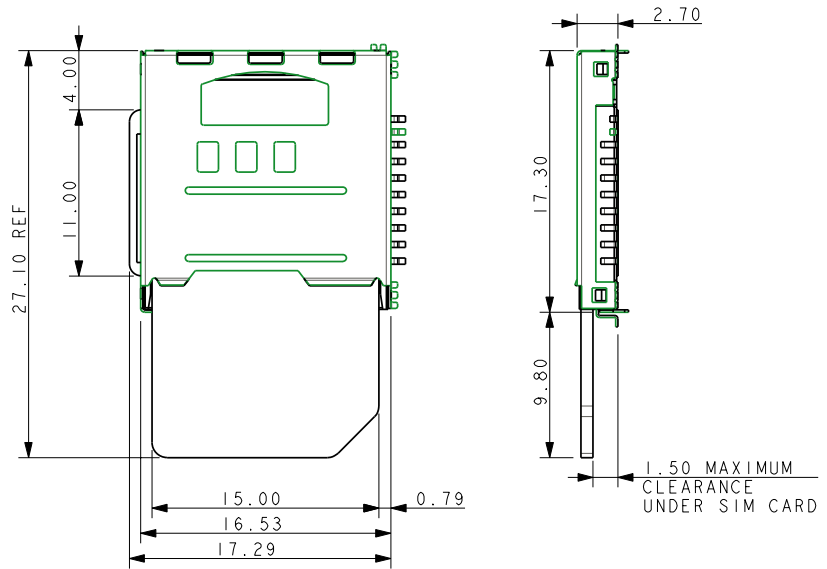


T-FLASH CARD - LOCK

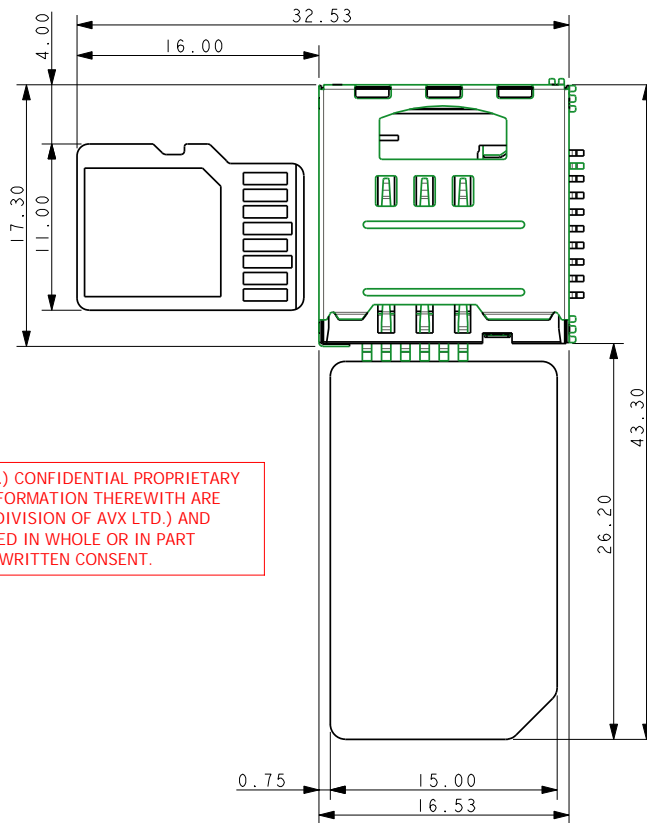


T-FLASH CARD - PUSH

NO CLEARANCE UNDER T-FLASH CARD



**CARDS EXTRACTED**  
SHOWN FOR REFERENCE ONLY



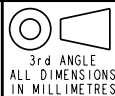
ELCO EUROPE (A DIVISION OF AVX LTD.) CONFIDENTIAL PROPRIETARY  
THE DRAWING ON THIS PRINT AND INFORMATION THEREWITH ARE  
PROPRIETARY TO ELCO EUROPE (A DIVISION OF AVX LTD.) AND  
SHALL NOT BE USED OR DISCUSSED IN WHOLE OR IN PART  
WITHOUT ELCO EUROPE'S WRITTEN CONSENT.

ELCO EUROPE (A DIVISION OF AVX LTD.) CONFIDENTIAL PROPRIETARY  
THE DRAWING ON THIS PRINT AND INFORMATION THEREWITH ARE  
PROPRIETARY TO ELCO EUROPE (A DIVISION OF AVX LTD.) AND  
SHALL NOT BE USED OR DISCUSSED IN WHOLE OR IN PART  
WITHOUT ELCO EUROPE'S WRITTEN CONSENT.

SPACE MODEL

SHEET 4 OF 5

FORM-106-01-056-6 ISS 7  
Release No.  
History  
102524



**ELCO**

© COPYRIGHT ELCO EUROPE  
NOT TO BE DISCLOSED OR COPIED  
WITHOUT WRITTEN PERMISSION

Drawn  
N.C.H.

Size  
CV

Description  
COMBINED SIM AND T-FLASH CONNECTOR

Part Number  
00-9162-01\_500S

DATE  
24-Jan-08

Issue  
A

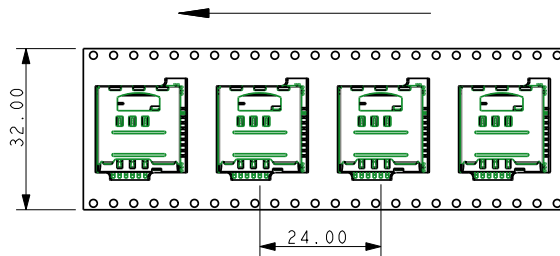
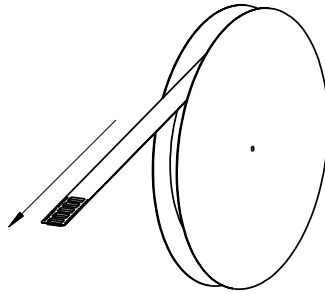
A

I

B

## PACKING DETAILS

ELCO EUROPE (A DIVISION OF AVX LTD.) CONFIDENTIAL PROPRIETARY  
 THE DRAWING ON THIS PRINT AND INFORMATION THEREWITH ARE  
 PROPRIETARY TO ELCO EUROPE (A DIVISION OF AVX LTD.) AND  
 SHALL NOT BE USED OR DISCUSSED IN WHOLE OR IN PART  
 WITHOUT ELCO EUROPE'S WRITTEN CONSENT.



## PACKING LAYOUT

- NOTES :-
1. PACKING IN TAPE AND REEL, 700 PER REEL.
  2. REEL SIZE 330mm DIAMETER.

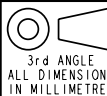


ELCO EUROPE (A DIVISION OF AVX LTD.) CONFIDENTIAL PROPRIETARY  
 THE DRAWING ON THIS PRINT AND INFORMATION THEREWITH ARE  
 PROPRIETARY TO ELCO EUROPE (A DIVISION OF AVX LTD.) AND  
 SHALL NOT BE USED OR DISCUSSED IN WHOLE OR IN PART  
 WITHOUT ELCO EUROPE'S WRITTEN CONSENT.

PACKING DETAILS

SHEET 5 OF 5

FORM-106-01-056-6 ISS-7  
 Release No.  
 History  
 102524



ELCO

© COPYRIGHT ELCO EUROPE  
 NOT TO BE DISCLOSED OR COPIED  
 WITHOUT WRITTEN PERMISSION

Drawn  
 N.C.H.

Description  
 COMBINED SIM AND T-FLASH CONNECTOR

DATE  
 11-Oct-04

Size  
 CV

Part Number  
 00-9162-01\_500S

Issue  
 A

A

I

B