



Series 600 DIP Headers with Coined Contacts

FEATURES:

- Aries offers a full line of DIP headers, available with either coined or screw machine contacts. Consult Data Sheet No. 12035 for screw machine contacts.
- Snap-on, protective covers are available for all sizes shown below and accommodate .125 [3.18] to .750 [9.05] component heights. Consult Data Sheet No. 12033 for protective covers.
- Body cavity design provides additional clearance for component mounting.

SPECIFICATIONS:

- Standard body material is red UL 94-HB Glass-filled Nylon.
- Hi-temp body material is black UL 94V-0 4/6 Nylon.
- Coined contacts are Brass, 1/2 hard.
- Contact plating is either 100µ [2.54µm] min. Tin per MIL-T-10727 or 10µ [.25µm] min. Gold per MIL-G-45204 over 50µ [1.27µm] min. Nickel per QQ-N-290.
- Contact current rating=2 Amps.
- Operating temperature=221°F [105°C] Tin plating, =257°F [125°C] Gold plating.
- Fork contact accepts up to .025 [.64] diameter leads.

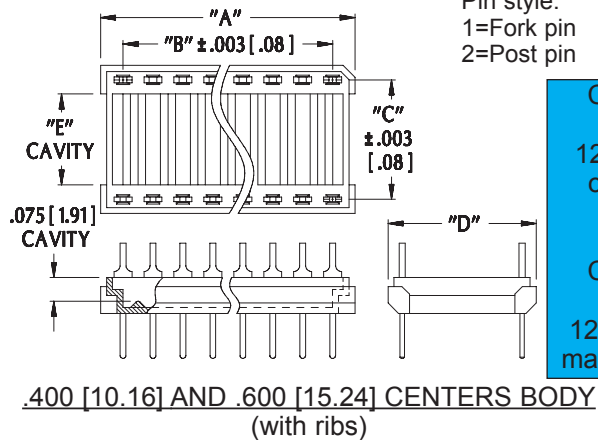
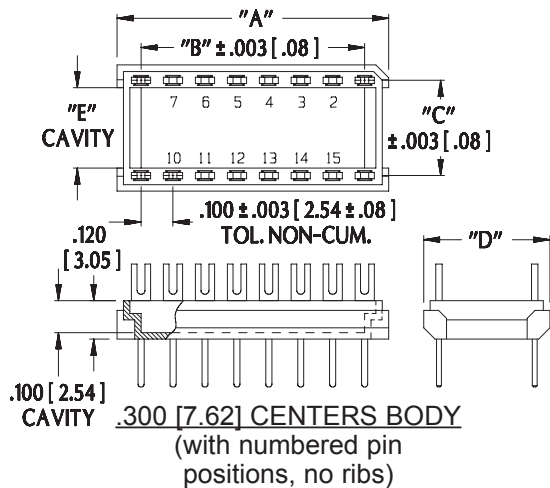
MOUNTING CONSIDERATIONS:

- Suggested PCB hole size=.035 ± .002 [.89 ± .05] dia.


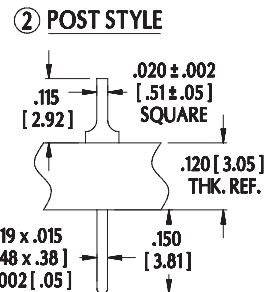
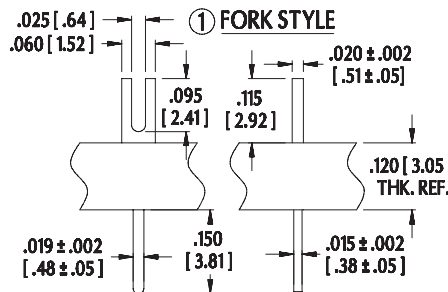
ALL DIMENSIONS: INCHES [MILLIMETERS]

All tolerances ± .005 [.13] unless otherwise specified

"A"=(NO. OF PINS PER ROW X .100 [2.54]) + .050 [1.27]
 "B"=(NO. OF PINS PER ROW - 1) X .100 [2.54]



Centers "C"	Dim. "D"	Dim. "E"
.300 [7.62]	.395 [10.03]	.252 [6.40]
.400 [10.16]	.495 [12.57]	.352 [8.94]
.600 [15.24]	.695 [17.65]	.552 [14.02]



Note: Aries specializes in custom design and production. In addition to the standard products shown on this page, special materials, platings, sizes, and configurations can be furnished, depending on quantities. Aries reserves the right to change product specifications without notice.

ORDERING INFORMATION

XX-600-XXXX

No. of pins: _____
 .300 [7.62] centers: 4 thru 20 Series
 .400 [10.16] centers: 22
 .600 [15.24] centers: 24, 28, 40
 Optional suffix:
 V0=UL 94V-0 plastic
 Plating:
 0=Tin
 1=Gold
 Pin style:
 1=Fork pin
 2=Post pin

Consult Data Sheet No. 12033 for snap-on protective covers.

Consult Data Sheet No. 12035 for screw machine contacts.

ARIES
 ELECTRONICS, INC.
<http://www.arieselec.com> • info@arieselec.com

NORTH AMERICA
 Frenchtown, NJ USA
 TEL: (908) 996-6841
 FAX: (908) 996-3891



UK/IRELAND/GB
 TEL: +44 870 240 0249
 FAX: +44 1653 690980
uking@arieselec.com

EUROPE/MAINLAND/HOLLAND
 TEL: +31 78 615 94 65
 FAX: +31 78 615 43 11
europe@arieselec.com

12032
 REV.D