

SUBMINIATURE SURFACE MOUNT

NANO²® SMF Slo-Blo® Type Fuse



The very small NANO² Fuse with time delay performance characteristics. The unique time delay feature of this fuse design helps solve the problem of nuisance "opening" by accommodating inrush currents that normally cause a fast-acting fuse to open.

ELECTRICAL CHARACTERISTICS:

% of Ampere Rating	Opening Time
100%	4 hours, Minimum
200%	1 second, Min. ; 60 seconds, Max.
300%	0.2 seconds, Min. ; 3 seconds, Max.
800%	0.02 seconds, Min. ; 0.1 seconds, Max.

AGENCY APPROVALS: Recognized under the Components Program of Underwriters Laboratories and Certified by CSA.

AGENCY FILE NUMBERS: UL E10480, CSA LR 29862.

INTERRUPTING RATINGS:

50 amperes at 125 VAC

50 amperes at 125 VDC

300 amperes at 32 VDC

ENVIRONMENTAL SPECIFICATIONS:

Operating Temperature: -55°C to 125°C.

Shock: MIL-STD-202, Method 213, Test Condition I (100 G's peak for 6 milliseconds).

Vibration: MIL-STD-202, Method 201 (10–55 Hz, .06 in. total excursion).

Salt Spray: MIL-STD-202, Method 101, Test Condition B (48 hrs.).

Insulation Resistance (After Opening): MIL-STD-202, Method 302, Test Condition A, (10,000 ohms minimum).

Resistance to Soldering Heat: MIL-STD-202, Method 210, (3 sec. at 260°C).

Thermal Shock: MIL-STD-202, Method 107, Test Condition B (-65 to 125°C).

Moisture Resistance: MIL-STD-202, Method 106, High Humidity (90-98 RH), Heat (65°C).

PHYSICAL SPECIFICATIONS:

Materials: Body: Ceramic
Terminations: Tin-Lead Alloy or Silver Plated Brass Caps.

Soldering Parameters:

Wave Solder — 260°C, 3 seconds maximum

Reflow Solder — 230°C, 30 seconds maximum

Solderability: MIL-STD-202, Method 208.

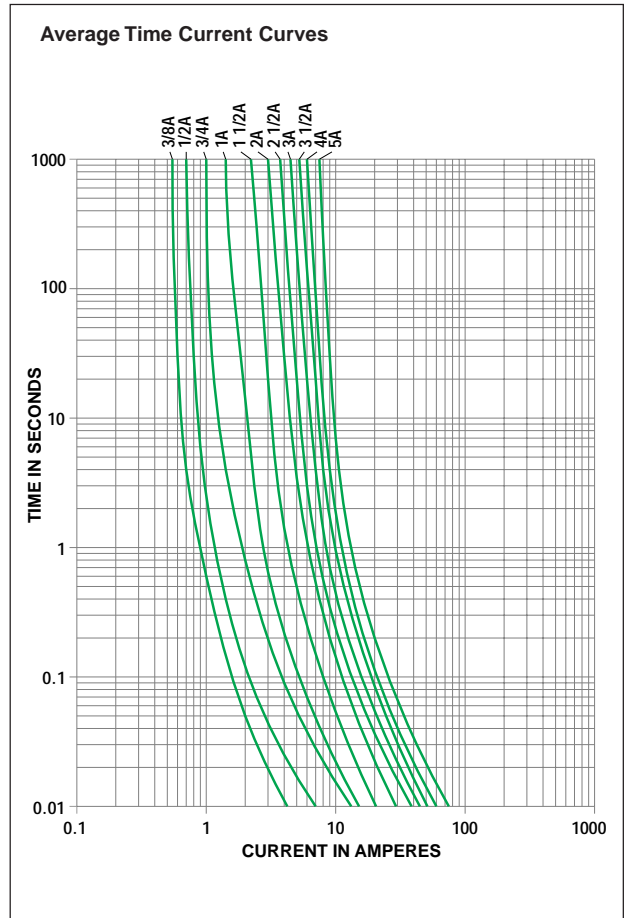
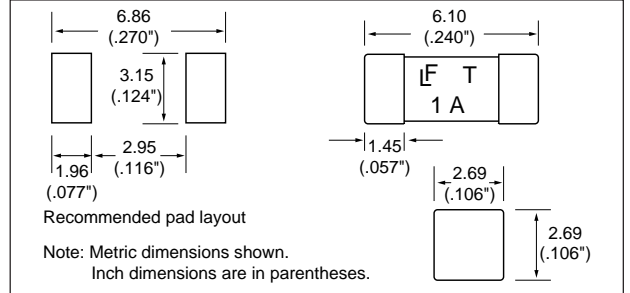

PACKAGING SPECIFICATIONS: 12mm Tape and Reel per EIA-RS481 (IEC 286, part 3); 1,000 per reel.

Marking: The 452/454 series Slo-Blo fuse marking includes the letter "T" to designate time delay characteristics.

PATENTED

ORDERING INFORMATION:

Tin-Lead Plated Catalog #	Silver Plated Catalog #	Ampere Rating	Voltage Rating	Nominal Resistance Cold Ohms	Nominal Melting I ² t A ² Sec.
R452.375	0454.375	3/8	125	1.60	0.101
R452.500	0454.500	1/2	125	0.940	0.240
R452.750	0454.750	3/4	125	0.460	0.904
R452 001.	0454 001.	1	125	0.270	1.98
R452 01.5	0454 01.5	1 1/2	125	0.116	3.65
R452 002.	0454 002.	2	125	0.0760	8.20
R452 02.5	0454 02.5	2 1/2	125	0.0540	15.0
R452 003.	0454 003.	3	125	0.0414	20.16
R452 03.5	0454 03.5	3 1/2	125	0.0224	26.53
R452 004.	0454 004.	4	125	0.0186	34.40
R452 005.	0454 005.	5	125	0.0136	53.72



Refer to pg. 102 for SMF Omni-Blok® Holder, Series 154 000T.