

EC Partition

145-370

The partitions increase insulation of the power terminal blocks

ECP

This type of partition can be mounted only on TYPE I power terminal blocks. It can receive a cover on 1, 2 or 3 blocks, see CPP. An ECP partition can also receive a PEP marker-holder. See section on markers, standard




Part numbers for partitions for power terminals with spacing of

26 mm	ECP26	113 689.24
31 mm	ECP31	113 690.21
35 mm	ECP35	113 691.16
52 mm	ECP42	113 692.17

ECS

This type of partition can be mounted only on TYPE II power terminal blocks. It can receive a PEP marker-holder. See section on markers, standard.



Part numbers for partitions for the following blocks

M 35/26 - M 35/26.EE - M 35/26.AE - M 70/31.EE	ECS26	168 838 00
M 70/31 AE - M 400/52.AE	ECS31	168 839 01
M 150/35.EE	ECS35	168 841.03
M 95/35 - M 120/35 AE	ECS351	168 842 04
M 185/42.EE - M 300/42 EE1 - M 300/42.AE and AE1	ECS42	168 843 05
M 300/42.EE	ECS421	168 844 06
M 400/52 EE and EE1	ECS52	168 840 16

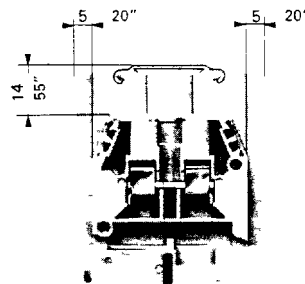
CP Protective cover

145-369

Protects the user from accidental touch on live circuits.

CPM

This cover is snapped onto the SCF separators. It can also be used for marking the terminal unit by means of a blank strip RTC, which slides into the cover. See section on markers, standard




Width 32 mm / 1.26", in length of 500 mm / 19.70"

CPM

187 312 14

CPP

This type of cover fits only on ECP partitions (for TYPE I power terminal blocks). It snaps onto the partition and increases the space by 1,5 mm .059". For each spacing, there are 3 cover sizes, for 1, 2 or 3 blocks

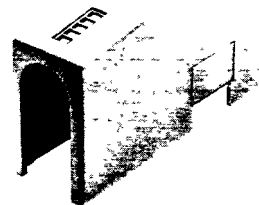


Part numbers for covers for power terminal blocks with spacing of

26 mm - 1 block	CPP261	168 202 13
- 2 blocks	CPP262	168 201 12
- 3 blocks	CPP263	163 403.28
31 mm - 1 block	CPP311	168 204.18
- 2 blocks	CPP312	168 203 14
- 3 blocks	CPP313	163 409.08
35 mm - 1 block	CPP351	168 206 17
- 2 blocks	CPP352	168 205 16
- 3 blocks	CPP353	163 418.26
42 mm - 1 block	CPP421	168 208.21
- 2 blocks	CPP422	168 207 18
- 3 blocks	CPP423	163 424 14

CPU

This type of cover is mounted directly on the body of the power terminal blocks



5 markers RC610 on each side

Part numbers for covers for power terminal blocks with spacing of

26 mm	CPU26	114 882 07
31 mm	CPU31	114 996 01
35 mm	CPU35	116 514 07
42 mm	CPU42	116 515 00
52 mm	CPU52	116 599 15