

FUP



PCB · 5 x 20 or 6.3 x 32 mm



Beschreibung

- For high currents
- Horizontal style

Standards

- IEC 60127-6
- UL 512
- CSA C22.2 no. 39

Approvals

- VDE License Number: 40010391
- UL File Number: E39328


References

General Product Information

Weblinks

Approvals: <http://www.schurter.com/approvals>
 RoHS: <http://www.schurter.com/rohs>

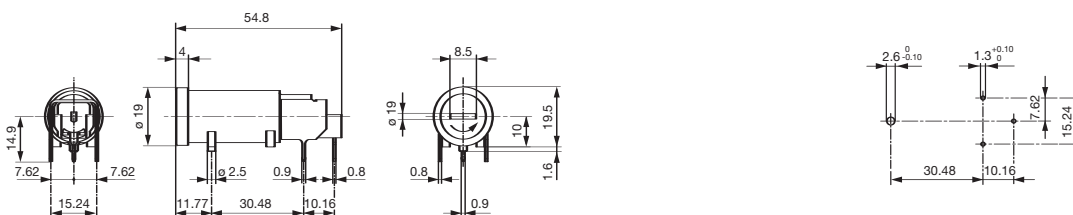
Technical Data

Shocksafe Category	PC2
Fuse-Link	5 x 20 or 6.3 x 32 mm
Mounting	PCB
Terminals	Solder THT
Rated Voltage	250 VAC
Rated Current	16 A (VDE), 30 A (UL/CSA)
Rated Power Acceptance	4 W / 16 A @ Ta 23 °C Admissible power acceptance at higher ambient temperature see derating curves
Degree of Protection	IP 40
Protection Class	Suitable for appliances with protection class I or II acc. to IEC 61140
Admissible Ambient Air Temp.	-40 °C to 85 °C
Material: Socket	Thermoset, Black, UL 94V-0
Material: Terminals	Tin-Plated Copper Alloy
Unit Weight (Socket/Cap)	14.2 g / 14.1 g
Stock Conditions	0 °C to 60 °C, max. 70% r.h.
Product Marking	 Type, Voltage Rating, Current Rating, Approvals

Soldering Methods	Iron
Solderability	235 °C / 2 sec acc. to IEC 60068-2-20, Test Ta, method 1
Resistance to Soldering Heat	260 °C / 10 sec acc. to IEC 60068-2-20, Test Tb, method 1A
Contact Resistance	< 5 mΩ at 20 mV
Dielectric Strength	> 3 kV between L-N (50 Hz; 1 min)
Impulse Withstand Voltage	> 4 kV between L-N
Insulation Resistance	> 10 MΩ between L-N (500 VDC; 1 min)
Overvoltage Category	I - III acc. to IEC 60664-1
Pollution Degree	1 - 3 acc. to IEC 60664-1

Dimensions

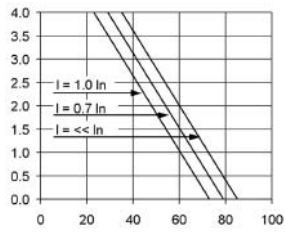
Length  54.8 mm



Drilling Diagram

FUP

Derating Curves



Variants

Order Number	Holder	Cap	Fuse-Link	Terminals	Degree of Protection
0031.2500	●		5 x 20 or 6.3 x 32 mm		
0031.2321		Slotted	6.3 x 32 mm		IP 40
0031.2323		Slotted	5 x 20 mm		IP 40

Packaging Unit Bulk (25 pcs.)