



## KEY FEATURES

Available in 2 and 3 position sizes

Poke-in termination for 18 AWG solid wire for easy tool-less, field or factory installation

Integral strain relief prevents inadvertent wire twist out and pull out

Designed for hot plugging

Snag resistant rounded housings

Compact connector housings: 2 pos. assembly fits through a 5/8" dia. knock-out opening; 3 pos. assembly fits through a 7/8" dia. knock-out opening

Connector latches prevent unintentional disconnect of connector

Standard 3/8" wire strip length

Can be supplied as pre-assembled mated connector sets with or without factory installed flying leads

Product is marked (English/French) in support of CSA Luminaire Labeling Requirements

## APPLICATIONS

Commercial lighting applications for UL2459

Hot-pluggable interconnect for fluorescent ballast applications

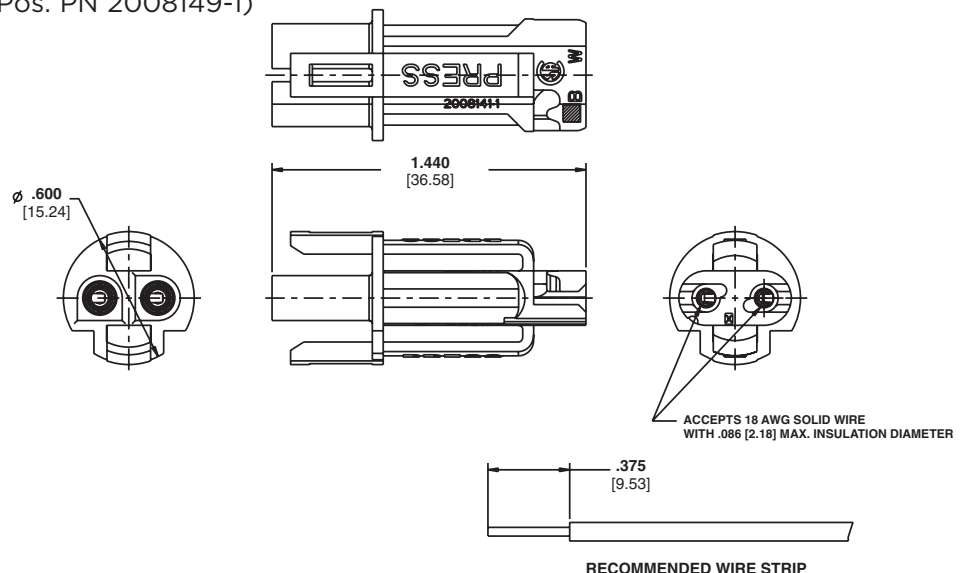
Meets new NEC and CEC requirements (see below)

## STANDARDS & SPECIFICATIONS

Product Specification:	108-2275	
Application Specification:	2 Pos.	114-13204
	3 Pos.	114-13207
Instruction Sheet:	2 Pos.	408-10153
	3 Pos.	408-10154
UL Standards Publication 2459:	Insulated Multi-Pole Splicing Wire Connectors	
2 Pos. UL Listed, ZMNA.E308110		
CSA Std. C22.2 No. 1823-M1987	With Current Interruption	
2 Pos. CSA Certified under LR 7189, Class 62330-01		
National Electrical Code:	NFPA-070 NEC Paragraph 410.73 (G)	
Canadian Electrical Code:	22.1-06 Paragraph 30-308 (4)	
Flammability Rating:	UL 94V-0	
Current Rating:	5 Amps	

## PRODUCT OFFERING AND DIMENSIONS

Plug Assembly PN  
2008141-1 (2 Pos. shown,  
3 Pos. PN 2008149-1)





## MECHANICAL

- Wire retention - strain relief retention exceeds 25 pounds
- Polarized engagement
- Squeeze-to-release latches

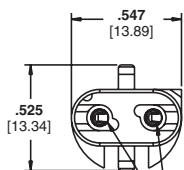
## ELECTRICAL

Rated: 600VAC;5A

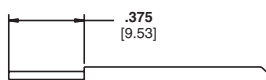
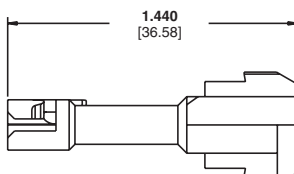
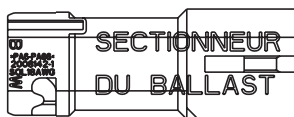
## MATERIALS

- Contacts: Tin-plated copper alloy
- Housing: Polyamide UL 94V-0
- RoHS Compliant

Receptacle Assembly  
PN 2008142-1 (2 Pos.  
shown, 3 Pos.  
PN 2008150-1)

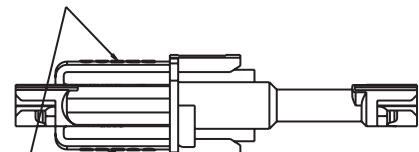
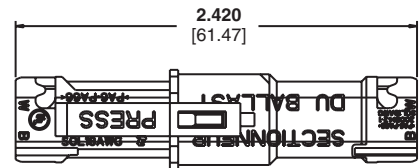


ACCEPTS 18 AWG SOLID WIRE  
16 [2.18] MAX. INSULATION DIAMETER



RECOMMENDED WIRE STRIP

Mated Pair Assembly  
PN 2008144-1 (2 Pos.  
shown, 3 Pos.  
PN 2008152-1)



PRESS TO RELEASE

