


Hole Punches — continued

Tool Rotation Plate



- Enables tools to be rotated through 90° to allow cutting and forming



Mfrs. List No.	Order Code	1+	4+	20+
901-0310	.149-395			

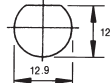
Components Punches and Dies



- A range of specially designed punches for the popular panel mounted components



Mfrs List No. 911-0060
Order Code 149-433



Mfrs List No. 911-0070
Order Code 149-434

Order Code	1+	4+	20+
.149-433			
.149-434			

Die Holders



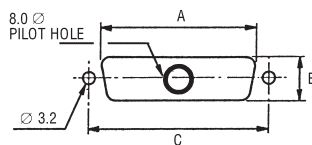
- A range of three die holders to securely mount the dies to the press

Application	Mfrs List No.	Order Code
3 – 12mm Circular dies and all nibbling tools	903-0010	149-385
12.5 – 27.5 Circular dies and all component dies	903-0020	149-386
For rectangular, square and larger component dies	903-0030	149-387

Die Holders	Order Code	1+	4+	20+
3 – 12mm circular	.149-385			
12.5 – 27.5mm circular	.149-386			
Rectangular and square	.149-387			

'D' Connector Punch and Die Sets

Tool Steel



- 'D' connector punches to greatly simplify the task of producing this complex shape
- The tool also punches the two mounting holes in the same operation
- It is essential to use the appropriate stripping tool

For 9 and 15 way use stripper Order Code 149-391 on page 1778.

For 25 to 50 way use stripper Order Code 149-392 on page 1778.

	A	B	C	Mfrs. List No.	Order Code
9 ways front	21.3	12.9	25.0	908-0010	149-404
9 ways rear	19.8	11.3	25.0	909-0010	149-405
15 ways front	29.6	12.9	33.3	908-0020	149-406
15 ways rear	28.2	11.3	33.3	909-0020	149-407
25 ways front	43.4	12.9	47.0	908-0030	149-408
25 ways rear	41.9	11.3	47.0	909-0030	149-409
50 ways front	57.4	15.7	61.1	908-0050	149-412

	Order Code	1+	3+	5+
9 ways front	.149-404			
9 ways rear	.149-405			
15 ways front	.149-406			
15 ways rear	.149-407			
25 ways front	.149-408			
25 ways rear	.149-409			
50 ways front	.149-412			

Vices

Helping Hand

DURATOOL

New




- Allows a PCB or any delicate or small work item to be held in position using the two crocodile clips
- The user can keep both hands free for positioning, soldering and assembling

Order Code	1+	5+	10+
312-5350			

The following vice/clamping tools are a multi purpose system based around the universal swivel ball joint units into which may be fitted either vices or the central mounting rod. A mini-vice swivel joint and a variety of clamps may be added to the rod in any configuration required. All moulded parts are glass filled nylon.

Bench Bases



- Universal swivel ball joints with mountings for bench top (143-899) or bench clamp (143-900)
- The swivel joint is lockable in any position
- The bases will accept either the long or the short vice or the multi purpose clamping system mounting rod

	Order Code	1+	4+	20+
Bench top base	.143-899			
'G' clamp base	.143-900			