

Illuminated Push Button Switches — continued

Emergency Stop Switch

- 40mm Button size
- Contact gap exceeds 3mm
- Sealed to IP65

Complete switch = Switch body + Switch socket + Red button

Mfrs. List No. A3GE-6020-3 = 619-474, A3GE-4021 = 619-486, A3GE-51R = 619-498

SW229

	Order Code	1+	10+	50+	100+	250+
Switch body	.619-474†					
Switch socket, DPNC	.619-486†					
Red button	.619-498†					

† Available until stocks are exhausted

Light Source

- Choice of filament, neon or LED illumination
- LED lamps are 4 LED clusters and offer much longer life, thereby reducing maintenance costs

Light source	Voltage (V)	Current (mA)	Operational Life (hrs)	Mfrs. List No.	Order Code
Filament lamp	6	60	3000	A3B-006	.179-395
Filament lamp	14	40	16000	A3B-014	.179-396
Filament lamp	28	24	16000	A3B-028	.179-397
Neon, orange	110 ac	1.5	10000	A3B-HIND	.179-398
Neon, orange	250 ac	1.5	10000	A3B-H25D	.179-399
Neon, green	110 ac	1.5	10000	A3B-HING	.179-400
Neon, green	250 ac	1.5	10000	A3B-H25G	.179-401
LED, red	5	30	50000	A3B-005R	.179-402
LED, red	12	15	50000	A3B-012R	.179-403
LED, red	24	10	50000	A3B-024R	.179-404
LED, yellow	5	30	50000	A3B-005Y	.179-405
LED, yellow	12	15	50000	A3B-012Y	.179-406
LED, yellow	24	10	50000	A3B-024Y	.179-407
LED, green	5	30	50000	A3B-005G	.179-408
LED, green	12	15	50000	A3B-012G	.179-409
LED, green	24	10	50000	A3B-024G	.179-410

SW178

Order Code	1+	10+	50+	100+	250+
All Lamps†					
All Neons†					
All LEDs†					

† Available until stocks are exhausted

Lens Screen

- Round, square or rectangular options to match bodies
- Choice of 5 colours

Colour	Light Source	Lens Screen		
		Round Order Code	Square Order Code	Rectangular Order Code
Red	Filament lamp or LED	.179-411	.179-412	.179-413
Yellow	Filament lamp or LED	.179-414	.179-415	.179-416
Green	Filament lamp or LED	.179-417	.179-418	.179-419
White	Filament lamp or LED*	.179-420	.179-421	.179-422
Blue	Filament lamp	.179-423	.179-424	.179-425
Red	Neon	.179-426	.179-427	.179-428
Green	Neon	.179-429	.179-430	.179-431

*Using yellow LED

Mfrs. List No. A3xy510z where x = light source (B = lamp or LED, G = neon)
 y = shape (T = round, A = square, J = rectangular)
 z = colour (R = red, Y = yellow, G = green, W = white, A = blue, D = red neon, GN = green neon)


SW179

Order Code	1+	10+	50+	100+	250+
All Colours†					

† Available until stocks are exhausted

Compact 16mm – 600 Series

Illuminated Push Buttons and Indicators – 6A @ 250Vac



Panel cut-out dia = 16

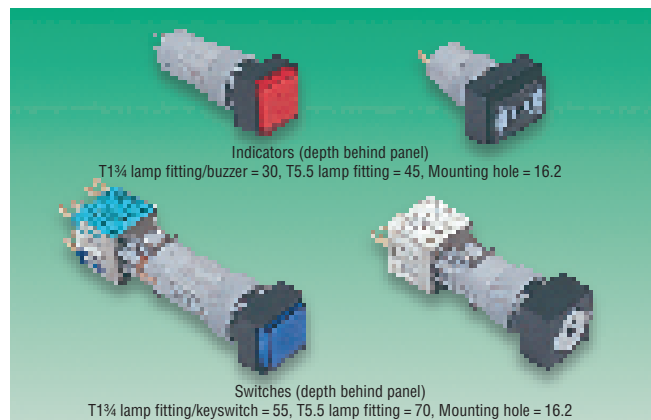
- 35mm maximum back panel depth
- Removable contact blocks for pre-wiring
- Lamp or LED illumination T 1¼ midget groove
- IP40 and IP65 versions available
- Gold plated snap action switch
- Complete switch = Actuator + Contact Block + Lens + Light Source
- VDE, UL, CSA, SEV and SEMKO approved

SW348

	Mfrs. List No.	Order Code	1+	10+	100+
18 18mm Bezeled Actuators					
Momentary IP40	680-4000-00	.185-644			
Momentary IP65	680-4000-W0	.185-656			
Latching IP40	600-4000-00	.185-668			
Latching IP65	600-4000-W0	.185-670			
Indicator IP40	690-4000-00	.185-681			
Indicator IP65	690-4000-W0	.185-693			
18 24mm Bezeled Actuators					
Momentary IP40	680-6000-00	.185-700			
Momentary IP65	680-6000-W0	.185-711			
Latching IP40	600-6000-00	.185-723			
Latching IP65	600-6000-W0	.185-735			
Indicator IP40	690-6000-00	.185-747			
Indicator IP65	690-6000-W0	.185-759			
18 18 Lenses					
Red	600-3120-00	.185-760			
Yellow	600-3170-00	.185-772			
Green	600-3140-00	.185-784			
Blue	600-3150-00	.185-796			
18 24mm Lenses					
Red	600-5120-00	.185-802			
Yellow	600-5170-00	.185-814			
Green	600-5140-00	.185-826			
Blue	600-5150-00	.185-838			
Contact Blocks					
1 NO/1NC	601-0000-00	.185-840			
2NO/2NC	602-0000-00	.185-851			
Indicator Lamp Block	600-0000-00	.185-863			
Indicator Lamp Block with diode	606-0000-00	.185-875			

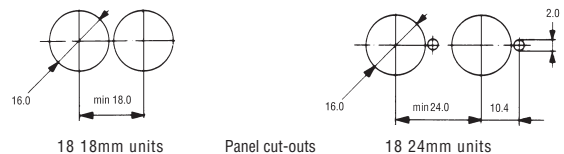
Standard 16mm – 02 Series

Illuminated Push Buttons, Indicators, Key Operated Switch, Buzzer – 6A @ 250V ac



Indicators (depth behind panel)
 T1¼ lamp fitting/buzzer = 30, T5.5 lamp fitting = 45, Mounting hole = 16.2

Switches (depth behind panel)
 T1¼ lamp fitting/keyswitch = 55, T5.5 lamp fitting = 70, Mounting hole = 16.2



- Panel mounting through 16.2mm hole diameter
- Square and rectangular bezeled units available, matching lenses
- Matching indicators available
- Same switch mechanism can serve as either latching or momentary. Supplied as latching, can be converted to momentary by simply removing a phosphor bronze spring on the side of the switch body.
- Choice of body style, to take either T1¼ midget groove or T5.5 telephone slide lamps
- SPDT or DPDT contacts, ie. 1 or 2 contact elements of 1N/O + 1N/C
- Extra elements (1N/O + 1N/C) can be added to a maximum of 3
- Contacts are hard silver, gold plated
- Matching key operated switch available 1N/O + 1N/C contacts, 2 positions, latching
- Matching 12 volt buzzer available
- Approved to VDE, SEV, SEMKO, DEMKO, NEMKO and CSA

Mfrs. List No.

890-000-K0+200-4000-00 = 141-200, 990-000-K0+200-4000-00 = 141-201, 801-0000-00+200-4000-00 = 141-202, 901-000-00+200-4000-00 = 141-203, 802-0000-00+200-4000-00 = 141-204, 902-0000-00+200-4000-00 = 141-205, 911-4001 = 151-153, 200-3120-00 = 141-225, 200-3170-00 = 141-226, 200-3140-00 = 141-227, 200-3150-00 = 141-228, 200-3160-00 = 141-229, 890-000-K0+200-6000-00 = 141-208, 990-000-K0+200-6000-00 = 141-209, 770-6012 = 151-154, 801-0000-00+200-6000-00 = 141-210, 901-000-00+200-6000-00 = 141-211, 802-0000-00+200-6000-00 = 141-212, 902-0000-00+200-6000-00 = 141-213, 200-5120-00 = 141-230, 200-5170-00 = 150-241, 200-5140-00 = 141-232, 200-5150-00 = 141-233, 200-5160-00 = 141-234, 300-0001 = 141-235, 300-0002 = 141-236, 200-5009-00 = 141-239, 200-6008-00 = 141-240, 201-0400-00 = 141-242, 201-0500-00 = 141-243, 201-0800 = 143-030

SW9