


2-Conductor Lighting Connectors



- Lighting connectors for solid and stranded connectors
- Continuous operating temperature 105°C
- Colour: White

Wire Size Installation Side: 2 1.0 - 2.5mm²
Solid Conductor

Wire Size Lighting Side: 0.5 - 2.5mm²
Solid or Stranded Conductor


Rated Current: 24
Rated Voltage: 40V/4k/2A



din318

Mfrs List No.	Order Code	1+	10+	50+
224-112	401-6300			

entrelec




The 5000 series DIN rail mounted terminals and accessories are designed for use with either the standard **DIN 46277/1** asymmetric, **DIN 46277/3** symmetric or **CENELEC DIN EN50022** rails (see page 586).

All moulded parts are of flame resistant polyamide, with an operating range of -50°C to +130°C.

Approvals: (1) CSA, (2) UL, (3) S.E.V., (4) SEMKO, (5) DEMKO, (6) NEMKO, (7) NORSE VERITAS, (8) CEBG, (9) SETI, (10) KEMA, (11) G.L., (12) GOST, (13) E Exil/II, (14) Exei/II.

CTL069

Feed Through



Standard H = 53, W = 44.5
Economy H = 43.5, W = 41

entrelec

Standard terminal blocks are available in varying cable size capacities and colours.


Economy terminal blocks are similar to Order Code 147-483 but with no test facility and jumper bars cannot be fitted. Voltage rating 750V ac.

Cable Size (mm ²)	Nominal Current	Pitch	Colour	Approvals	Mfrs. List No.	Order Code
Standard						
2.5	4.0	26A	5	Grey	1, 2	115-486-03 530-426
2.5	4.0	26A	5	Blue	1, 2	125-486-05 530-438
4.0	4.0	35A	6	Grey	1-14	115-116-07 147-483
4.0	4.0	35A	6	Yellow	13, 14	105-116-16 149-293
4.0	4.0	35A	6	Green	13, 14	105-001-27 149-294
4.0	4.0	35A	6	Orange	1-9, 11-14	105-002-20 149-295
4.0	4.0	35A	6	Blue	1-14	125-116-01 149-296
4.0	4.0	35A	6	Red	1, 2	105-032-15 530-440
4.0	4.0	35A	6	Black	1, 2	105-031-14 530-451
6.0	10.0	46A	8	Grey	1-14	115-118-11 147-484
10.0	16.0	63A	10	Grey	1-7, 10, 11, 12, 14	115-120-17 147-485
16.0	25.0	85A	12	Grey	1, 2, 3, 4, 6, 7, 9-14	115-129-14 149-298
Economy						
4.0	4.0	35A	6	Grey	1	115-265-24 149-297

CTL070

Order Multiple=10	Cable Size (mm ²)	Colour	Order Code	10+	100+	500+
Standard						
	2.5	Grey	530-426			
	2.5	Blue	530-438			
	4	Grey	.147-483			
	4	Yellow	.149-293			
	4	Green	.149-294			
	4	Orange	.149-295			
	4	Blue	.149-296			
	4	Red	530-440			
	4	Black	530-451			
	6	Grey	.147-484			
	10	Grey	.147-485			
	16	Grey	.149-298			
Economy						
	4	Grey	149-297			

Double-Deck



Piggyback terminals offering two through terminations in the same width spacing as a normal single feed-through. Voltage rating 750V ac.


H = 64.5, W = 65.5

Cable Size (mm ²)	Nominal Current	Pitch	Colour	Approvals	Mfrs. List No.	Order Code
2.5	4.0	26A	5	Grey	1, 2	115-490-13 530-517
4.0	4.0	35A	6	Grey	2, 9, 11, 12	115-271-22 147-493

CTL073

Order Multiple=10	Order Code	10+	100+	500+
	.530-517			
	.147-493			

1 In 2 Out and 2 In 2 Out



1 In 2 Out H = 53, W = 51.5
2 In 2 Out H = 53, W = 63.5

entrelec

- Accepts wire sizes up to 4mm² for commoning requirements.
- Pre assembled jumper bar available (147-499) SEE PAGE 581

Cable Size (mm ²)	Nominal Current	Voltage Rating	Pitch	Approvals	Mfrs. List No.	Order Code
1 In 2 Out Terminal						
4.0	4.0	35A	750V	6	1, 2	115-468-20 530-463
2 In 2 Out Terminal						
4.0	4.0	35A	750V	6	1, 2	115-479-23 530-475
End Cover For 1 In 2 Out					116-576-15	530-487
End Cover For 2 In 2 Out					116-629-22	530-499

CTL153

Order Multiple=10	Order Code	10+	100+	500+
1 In 2 Out Terminal	.530-463			
2 In 2 Out Terminal	.530-475			
End Cover For 1 In 2 Out	.530-487			
End Cover For 2 In 2 Out	.530-499			

continued

Major International Brands

All the leading brand names from over 1,000 major international manufacturers.