


## Mini DIP PCB Transition



864-894 H = 5.4, D = 7

### HARTING

- Low cost, high quality IDC PCB 2 row connectors
- 10 through to 50 way

Mftrs. List No. 0918-1(xx)-9621 = No of ways

No. of Ways	Order Code	1+	10+	50+	100+	250+
10	864-845					
14	864-857					
16	864-869					
20	864-870					
26	864-882					
34	864-894					
40	864-900					
50	864-912					

CI220

## Quickie II IDC System


FCI's Quickie III female connectors and headers are designed to meet European standard specifications, including

**DIN 41651, BT D2632 and NFC/UTE 93428 (HE10)**

Body	Glass Filled Thermoplastic, UL94V-0
Colour	Sockets, Latching headers (grey); Superslim headers (blue)
Contact Material	Phosphor Bronze
Plating	Gold over nickel GXT <sup>®</sup>
Mechanical Endurance	>250 cycles
Temp Range	-65°C to +125°C
Withstand Voltage	1000V rms
Current Rating	1A
Insulation	1 10 <sup>9</sup> M ohms min
PCB	Max thickness 1.6mm; Hols Dia. 1.0mm; Spacing 2.54mm (0.1") grid

CI350

## Female Sockets




- Class II performance
- With or without strain relief clip
- Pre-loaded top cover
- Long contact wiping action
- Bump/clip polarisation



No. of Ways	Mftrs List No.	Order Code	1+	50+	100+	250+	500+
<b>Bump/Click Polarisation (with strain relief)</b>							
10	71600-010	322-6426					
14	71600-014	322-6438					
16	71600-016	322-6440					
20	71600-020	322-6451					
26	71600-026	322-6463					
34	71600-034	322-6475					
40	71600-040	322-6487					
50	71600-050	322-6499					
60	71600-060	322-6505					
<b>Bump/Click Polarisation (without strain relief)</b>							
10	71600-110	322-6517					
14	71600-114	322-6529					
16	71600-116	322-6530					
20	71600-120	322-6542					
26	71600-126	322-6554					
34	71600-134	322-6566					
40	71600-140	322-6578					
50	71600-150	322-6580					
60	71600-160	322-6591					

CI352

## PCB Mouting Superslim Headers




- Class II performance
- Long levers to suit strain relief clips
- 4 wall shielding for pin protection and alignment
- Straight and right angle types available
- Bump/clip polarisation

CI351

No. of Ways	Mftrs. List No.	Order Code	1+	50+	100+	250+	500+
<b>Straight PCB Header</b>							
10	71918-110	322-6608					
14	71918-114	322-6610					
16	71918-116	322-6621					
20	71918-120	322-6633					
26	71918-126	322-6645					
34	71918-134	322-6657					
40	71918-140	322-6669					
50	71918-150	322-6670					
60	71918-160	322-6682					
<b>Right Angled PCB Header</b>							
10	71922-110	322-6694					
14	71922-114	322-6700					
16	71922-116	322-6712					
20	71922-120	322-6724					
26	71922-126	322-6736					
34	71922-134	322-6748					
40	71922-140	322-6750					
50	71922-150	322-6761					
60	71922-160	322-6773					

## PCB Mouting Superslim Headers



- Class II performance
- 4 wall shielding for pin protection and alignment
- Straight and right angle version available
- Bump/clip polarisation

CI349

No. of Ways	Mftrs. List No.	Order Code	1+	50+	100+	250+	500+
<b>Straight PCB Header</b>							
10	75869-101	322-6785					
14	75869-102	322-6797					
16	75869-103	322-6803					
20	75869-104	322-6815					
26	75869-105	322-6827					
34	75869-106	322-6839					
40	75869-107	322-6840					
50	75869-108	322-6852					
60	75869-109	322-6864					
<b>Right Angled PCB Header</b>							
10	75867-101	322-6876					
14	75867-102	322-6888					
16	75867-103	322-6890					
20	75867-104	322-6906					
26	75867-105	322-6918					
34	75867-106	322-6920					
40	75867-107	322-6931					
50	75867-108	322-6943					
60	75867-109	322-6955					

## Product Price Reduction

Products on this page may be subject to price reductions in line with market trends. Call us on (65) 788 0200 for the latest prices.