


No. of Ways	Order Code	1+	10+	25+	50+	100+
Plugs with Fixed Nut						
Mfrs. List No. 00-80116-◆◆◆-000-002						
20 Grey	993-189					
38 Grey	993-190					
56 Grey	993-207					
90 Grey	993-219					
120 Grey	993-220					
Sockets with Actuating Screw						
Mfrs. List No. 00-80116-◆◆◆-000-008						
20 Grey	993-232					
38 Grey	993-244					
56 Grey	993-256					
90 Grey	993-268					
120 Grey	993-270					
Covers						
20 way Side	993-323					
20 way Top	993-335					
38 way Side	993-347					
38 way Top	993-359					
56 way Side	993-360					
56 way Top	993-372					
90 way Top	993-384					
120 way Top	970-979					
Contacts (pack of 100)						
	Mfrs. List No.	Order Code	1+	10+	25+	
Crimp	60-8017-0313-00-042	993-281				
Solder Tag	60-8017-0513-00-042	993-293				
Wire Wrap		993-300				
Mini Wire Wrap	60-8017-0633-00-042	993-311				

◆Denotes number of ways

Dual Scart Connectors



Mfrs. List No. 348007-3

CA435

- Designed for space critical application
- Footprint compatible with most single connectors
- Solder tin plate to give easy assembly to PCB
- Snap fixes it hold connector on board
- Multiple screw holes for panel fixing

	Order Code	1+	10+	50+	100+	250+
Dual Scart Connector	320-4261					

Scart Video & Audio Connectors

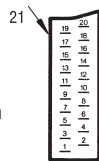
Conforming to the European Audio/Video specification **EN50-049 (BS 6552:1984)**, the Scart connector is the recognised standard for interconnecting TV/video products with audio, computer and satellite receiving equipment. Alternatively referred to as 'Peri-tel' or 'Euroconnector'.

Current rating	1.5A per contact	Housing	Nickel plated steel, polypropylene shroud
Working voltage	35V ac max.	Insulator	Polycarbonate
Contact resistance	25mΩ max.	Contacts	Tin plated copper/nickel alloy
Temperature range	-25°C to +85°C		

CA110

Scart Plug Pin Configuration

1 Audio out (R)	8 Status CVBS	15 Red in
2 Audio in (R)	9 Green earth	16 Status RGB
3 Audio out (L)	10 D2B data	17 CVBS earth
4 Audio earth	11 Green in	18 RGB status earth
5 Blue earth	12 D2B data	19 CVBS out
6 Audio in (L)	13 Red earth	20 CVBS in
7 Blue in	14 D2B earth	21 Socket earth



View from cable entry

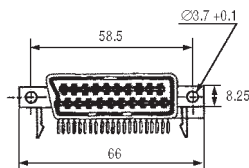
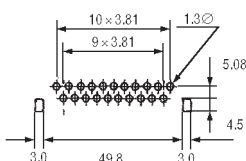
CA111

Plug and Socket



Plug

PCB socket



The plug is supplied with 20 crimp terminals which may be soldered if preferred.

FOR SUITABLE CRIMP TOOL ORDER CODE 241-301 SEE **SECTION 9**

FOR SUITABLE SCART CABLE ORDER CODE 297-859 SEE **SECTION 5**

CA112

	Order Code	1+	10+	50+	100+	250+
Plug	.147-718					
PCB Socket	.147-719					